

FAMILY SAFETY PLANNING

PRESENTED BY

STANDBY GUARDIANSHIP PROJECT, INC.

WITH ASSISTANCE FROM

**PRO BONO MARYLAND'S TOOL KIT FOR FAMILY SAFETY PLANNING,
PEOPLES' LAW LIBRARY OF MARYLAND (FAMILY SAFETY PLANNING) &
IMMIGRANT LEGAL RESOURCE CENTER**

Parents are the safety net for their children to make sure they get the care and attention they need to thrive and feel safe.

Every parent needs to create a safety plan for their children in the event that the parent is unable to care for his/her children.




STEPS FOR CONSIDERATION




COLLECT AND ORGANIZE

Collect and organize all the information that is relevant to you and your children's wellbeing.



THINK AND CONSIDER

Think about and consider who is the best person to care for your children if you or the other parent were unable to care for them.



DECIDE

Decide if you need to create any legal forms to protect your children's health and wellbeing.

STEP 1

COLLECT & ORGANIZE



Collect, copy and maintain important documents related to you and your children.

Keep documents in one place, such as a folder or binder.



DOCUMENT CHECKLIST

- **Children's Birth Certificates with the parent's names listed**
- **Copy of each parent's Passport**
- **Birth Certificate of Mother**
- **Birth Certificate of Father**
- **Copy of other form of ID such as a Drivers' License**
- **Marriage License**
- **Children's Passports (consider applying for them)**



DOCUMENT CHECKLIST CONTINUED

- **Standby Guardianship Parental Designation/Consent form**
- **Power of Attorney (Medical or Financial if you made one)**
- **Social Security Cards for Children, if applicable**
- **Completed Important Child Information Form for each child (Emergency contact info)**
- **Each parent's full name, date of birth and country of origin and A # if applicable**

IMPORTANT CHILDREN'S INFORMATION

Keep this information so those you designate to care for your children in your absence have all of the information they need.

Childs Name
Date of Birth
Child's Cell Phone Number (if applicable)
School
School Address
School Phone Number
Teacher's Name
Classroom Number
Afterschool Program
Afterschool Program Phone Number
Other Camp/Sports/Program
Other Camp/Sports/Program Phone Number
Allergies
Medical conditions
Medications
Doctor's Phone Number
Doctor's Address
Health Insurance

Emergency Numbers
Immediate Emergency
Police Department
Fire Department
Poison Control
Family Contacts
Mother/Parent/Guardian
Home Phone
Cell Phone
Work Address
Work Phone
Father/Parent/Guardian
Home Phone
Cell Phone
Work Address
Work Phone

Immigrant
Legal
Resource
Center
"www.llrc.
org

STEP 2

THINK & CONSIDER



HEALTH NEEDS

NEW SCHOOL
LOCATION

LIVING
ARRANGEMENTS



QUESTIONS YOU MAY WANT TO CONSIDER

- 1. Who would you like to take care of your children?**
- 2. How long would you ask them to take care of your children?**
- 3. What is his/her relationship to your children?**
- 4. Will your child agree to live with this person you have identified as the best person?**
- 5. Have you asked your child who is of a discerning age whether he/she feels safe with the person you have selected?**
- 6. Do you want your children to stay in the U.S. or join you?**



QUESTIONS CONTINUED

- 7. Would your children need to change schools?**
- 8. Are there other adults living in the home of the person you would like to care for your children? Does that raise any safety issues for you?**
- 9. Do you want this person to make medical and school decisions for your children?**
- 10. Do you want this person to be able to make travel arrangements or to travel with your children?**
- 11. Do you need to change the emergency contact form at your children's schools and day care centers?**



THINK AND CONSIDER

Speak with the person you hope will agree to care for your children in the event of an emergency.


If he/she agrees, you will need to sit down and explain to your children about the safety plan.



STEP 3

DECIDE

Decide which documents you want to use to ensure the safety of your children.



MARYLAND OPTIONS

- EMERGENCY CONTACT FORMS FOR SCHOOL/DAY CARE
- PARENTAL DESIGNATION AND CONSENT TO STANDBY GUARDIANSHIP FORM
- GUARDIANSHIP OR CUSTODY COMPLAINT?
- KINSHIP CARE?
- POWER OF ATTORNEY FOR FINANCIAL ISSUES
- MEDICAL POWER OF ATTORNEY

**THE LAWS CHANGE.
IT IS WISE TO HAVE A
CONSULTATION WITH AN
IMMIGRATION ATTORNEY TO SEE
WHICH OPTIONS MAKE THE MOST
SENSE.**

EMERGENCY NOTIFICATION PLAN

IT IS IMPORTANT TO CREATE AN EMERGENCY NOTIFICATION PLAN

Be sure that there are 2 emergency contacts/phone numbers in your child's backpack.

Both contacts MUST be listed on the school/day care emergency contact forms.



EMERGENCY LOCATOR

If the appointed emergency contact cannot locate the children at their school or home:

**Contact the Maryland Department of Human Services
Child Protective Services 24/7 Hotline, 800-332-6347.**

- They will be required to provide the children's full names and dates of birth.

STANDBY GUARDIANSHIP RESOURCES

FREE AND LOW COST ASSISTANCE

Esperanza Center

Catholic Charities of Baltimore

430 S Broadway

Baltimore, Maryland 21231

667-600-2900

CASA

8151 15th Avenue

Hyattsville, Maryland 20783

1-866-765-2272

www.wearecasa.org

Community Legal Aid

**(can provide remote services
to all counties in Maryland)**

6301 Ivy Lane, Suite 720

Greenbelt, Maryland 20770

Info@clspgc.org

www.clspgc.org

240-391-6370

STANDBY GUARDIANSHIP RESOURCES

Maryland Walk-In Help Centers

Frederick, Maryland Walk-In Help Center

100 W. Patrick Street

Frederick, Maryland 21701

Monday to Friday

8:30 a.m. to 4:30 p.m.

LaPlata, Maryland Walk-In Help Center

200 Charles Street

La Plata, Maryland 20646

Monday to Friday

8:30 a.m. to 4:30 p.m.

STANDBY GUARDIANSHIP PROJECT, INC.

WWW.STANDBYGUARDIANSHIP.ORG